

# BESPOKE DOORS

*Made in Moorabbin.*

---

7 NELSON STREET  
MOORABBIN VIC 3189  
MELBOURNE, AUSTRALIA  
BESPOKEDOORS.COM.AU  
VOLUME XXIII · 2026



WHY WE MAKE DOORS THIS WAY

# Most doors aren't built for the conditions they face.

External doors fail because they're built like internal doors. Pivot doors twist and drop because the structure can't handle the weight. Oversized entrances drift out of true because timber alone isn't enough at that scale.

We build doors differently. We control the design, the engineering, and the manufacturing. Every door is made at our workshop at 7 Nelson Street, Moorabbin. We select the materials, we engineer the structure, and we build the door as a complete system.

The pages that follow are the doors we make. Each one designed for what it has to do, built by hand at our workshop, and finished to a standard we'd put on our own home.

*Nik & Olivia Kulas*

FOUNDERS · BESPOKE DOORS

— WHAT YOU GET

# Three things every architect, builder and homeowner gets when they spec a Bespoke door.

# 28

## Days for StormBloc, deposit to install

Our StormBloc lead time. Locked in writing — 28 days from deposit paid to working door, scheduled conservatively to hit it. Architectural timber doors run 6–8 weeks; Pillar and Cirque pivots 8–12 weeks. The 28-day promise is StormBloc only.

# 10

## Year EverFrame™ structural guarantee

Every door built with EverFrame™ internal steel reinforcement is backed by a 10-year structural guarantee. If it twists, drops or warps inside that window, we replace it. Standard on Ember, Bone, Pillar, and any door over 2340 × 920mm. The other major external-door failure point — endgrain moisture — is solved separately by RotGuard™ on the StormBloc range.

# 1

## Point of contact, end to end

Bespoke Doors manufactures the door at our Moorabbin workshop. Installation is coordinated through our skilled team at Doors Replaced. One number, one invoice, one warranty — without managing three trades yourself.



# North


## *Vertical lining board door*

Full-length timber lining boards running vertically across a 40mm solid core. No joins, no finger joints, no interruptions. Each board runs the full height of the door in a single piece — that's what gives NORTH its clean read from the street.


Pairs with vertical cladding, timber battens, or rendered facades. Available as a hinge or pivot door in your choice of five timber species.




Vic Ash  
INCLUDED




Aus Chestnut  
+\$500



Wormy Chestnut  
+\$400



American Oak  
+\$650



Spotted Gum  
+\$900

FROM

**\$2,292**

820 x 2040 x 40

SIZES


Standard or  
custom sizes

CONSTRUCTION

40mm solid  
timber

PICTURED IN

Wormy Chestnut



# Ember


## *Chevron pattern door*

Solid timber lining boards cut and laid in opposing angles across the face. The chevron geometry catches light differently depending on the time of day and where you're standing. Morning sun reads one way, late afternoon reads another.


Built with EverFrame™ internal steel reinforcement so the opposing angles stay true. Timber alone won't hold a chevron straight over time. Available in five timber species.




**Vic Ash**  
INCLUDED




**Aus Chestnut**  
+\$500



**Wormy Chestnut**  
+\$400



**American Oak**  
+\$650



**Spotted Gum**  
+\$900

FROM

**\$3,442**

820 x 2040 x 40

SIZES

Standard or  
custom sizes

CONSTRUCTION

40mm core with  
EverFrame™  
steel

PICTURED IN

Australian  
Chestnut



# Even


## *Batten overlay door*

Solid timber battens applied at consistent spacing across a 40mm core. The gaps between battens cast shadow lines that shift throughout the day — the same door looks noticeably different at 8am and 4pm.


The most contemporary door in the range. Works with rendered facades, brick, weatherboard, or concrete. Vision panel option slots light into the entry without breaking the batten rhythm. Available as a hinge or pivot door in five timber species.




**Vic Ash**  
INCLUDED




**Aus Chestnut**  
+\$500



**Wormy Chestnut**  
+\$400



**American Oak**  
+\$650



**Spotted Gum**  
+\$900

FROM

**\$2,480**

820 x 2040 x 40

SIZES

Standard or  
custom sizes

CONSTRUCTION

40mm core with  
batten overlay

PICTURED IN

Vic Ash battens



# Haze


## *Refined lining board door*

The entry point into the architectural range. Shorter timber lengths joined precisely above and below eye level — the joins disappear once the door is hung and finished. Same construction, same workshop, same timber species as every door in the range.


If you want the architectural range without the full-length board premium, start here. Available as a hinge or pivot door in five timber species.




Vic Ash  
INCLUDED




Aus Chestnut  
+\$500



Wormy Chestnut  
+\$400



American Oak  
+\$650



Spotted Gum  
+\$900

FROM

**\$1,948**

820 x 2040 x 40

SIZES


Standard or  
custom sizes

CONSTRUCTION

40mm solid  
timber

PICTURED IN

Wormy Chestnut



# Bone


## *Herringbone pattern door*

Herringbone pattern built from solid timber lining boards, each piece cut and laid by hand at opposing angles. Quiet rhythm, refined detail. The kind of door that rewards a second look from the street.


Built with EverFrame™ internal steel reinforcement to hold the herringbone geometry true over time. Available in five timber species.




Vic Ash  
INCLUDED




Aus Chestnut  
+\$500



Wormy Chestnut  
+\$400



American Oak  
+\$650



Spotted Gum  
+\$900

FROM

# \$3,242

820 × 2040 × 40

SIZES


Standard or  
custom sizes

CONSTRUCTION

40mm core with  
EverFrame™  
steel

PICTURED IN

Australian  
Chestnut




# Weave


## *Mixed species batten door*

Two timber species alternating across the face in a batten overlay. The contrast between species creates depth and texture that changes as the light moves — Vic Ash reads warm against Spotted Gum, American Oak shifts against Wormy Chestnut. Pick any two from the range.


Every Weave is a one-off. No two species pairings look the same, and no two doors will match. Built on a 40mm solid core with applied batten overlay. Available as a hinge or pivot door.




**Vic Ash**  
INCLUDED




**Aus Chestnut**  
+\$500



**Wormy Chestnut**  
+\$400



**American Oak**  
+\$650



**Spotted Gum**  
+\$900

FROM

**\$2,830**

820 × 2040 × 40

SIZES

Standard or  
custom sizes

CONSTRUCTION

40mm core with  
two-species  
battens

PICTURED IN

Vic Ash +  
Spotted Gum



# North with Halo

*A vertical vision panel, available on every timber door.*

HALO is a full-height glazed panel that sits flush alongside the door leaf. It brings natural light into the entrance without compromising the architectural surface across the rest of the door.

Shown here on NORTH in Vic Ash. Available on every door in our timber range — HAZE, EMBER, BONE, EVEN, and WEAVE — in clear or frosted glass.

Standard sizes: 2040 × 820, 2040 × 920, 2340 × 820, 2340 × 920 mm. Every door in our range can be built to custom sizes on request — tell us the opening and we'll build to suit.

FROM

**\$2,792**

NORTH WITH HALO

SIZES

Standard or custom sizes

CONSTRUCTION

Sized to door opening

PICTURED IN

Vic Ash



# StormBloc

*Weather-resistant engineered door system.*

BUILT WITH



ROTGUARD

A weather-resistant engineered door designed for Australian conditions. Pre-finished Colorbond steel skins, RotGuard™ moisture protection on every edge, an engineered core built for stability. No painting, no maintenance, no replacing every few years.

Three variations: StormBloc (solid panel), Vision Panel (full-height glazed strip), and Half-Lite (upper glass panel). Edge Capping can be added for high-exposure sites.

*Ten years of repainting and replacing a builder-grade external door costs more than one StormBloc.* Built in Moorabbin with a 28-day lead time, in 23 Colorbond finishes including Zinalume®.

23 STANDARD COLORBOND® FINISHES



FROM

**\$1,390**

820 x 2040 x 40

SIZES

Standard or custom sizes

CONSTRUCTION

Colorbond skins + RotGuard™ edge

PICTURED IN

Monument



# Pillar

*Thermally modified spruce pivot door.*

Built from Thermory Ignite 5 Spruce C24 cladding, sourced exclusively through City Timber. Thermally treated at high heat, this profile can be stained deep black without warping, cupping, or movement — the problem that rules out most softwoods for ebony finishes.

It gives you the shou sugi ban aesthetic — that full-depth charcoal-black grain — without the headaches of charred timber: no flaking, no soot residue, no maintenance schedule, no long-term brittleness.

Door jambs, mullions and header are all clad in Thermory Ignite 5 so the black doesn't break at the door edge. Supplied as a complete pivot unit with EverFrame™ steel reinforcement, FritsJurgens pivot system, and a full-height brass bar handle. Installation coordinated through our skilled team at Doors Replaced — the precision a pivot of this kind demands.

FROM

**\$6,000**

PIVOT UNIT

SIZES

Sized to door opening

CONSTRUCTION

Thermory Ignite 5 Spruce C24

PICTURED IN

Thermory Ignite 5



# Cirque

*Available in every Porta Contours profile.*

Porta Contours lining boards have become one of the most sought-after interior surfaces in Australian homes — walls, bulkheads, bedheads, joinery panels, concealed doorways. Until now no one had built a full-scale entrance door from them.

Bespoke Doors is the first in Australia to adapt the range into pivot doors. The profile used as wall cladding on your favourite project can now continue across the entrance — so the timber language doesn't stop at the frame.

Cirque shown here. Every other profile available on request, in Tasmanian Oak, Clear Pine or Pre-Primed Finger-Jointed Pine. Supplied as a complete pivot unit with integrated jamb and EverFrame™ reinforcement. Installation coordinated through our skilled team at Doors Replaced — for builds where the door has to read as one continuous piece with the wall cladding.

FROM

**\$5,000**

PIVOT UNIT

SIZES

Sized to door opening

CONSTRUCTION

Tas Oak · Clear Pine or Primed FJ Pine

PICTURED IN

Tasmanian Oak



CUSTOM DOORS · 11

# Custom Doors.

*Built for your project.*

If you like what you've seen but the exact door you're looking for isn't on these pages, we build custom doors to suit the application. A door you've sketched. A door an architect has specified. A door that has to fit an opening no standard product covers.

We work with architects, designers, homeowners, and builders to reach the result they're after — from a single replacement front door to a full door schedule across a build. Across materials too: solid timber, veneer, aluminium, composite — whatever the project calls for. Every custom door is engineered for its specific opening and built at our Moorabbin workshop.

When installation is part of the brief, it's coordinated through our skilled team at Doors Replaced. They work directly with the Bespoke workshop, get the full scope of works, and know exactly how the door was built — one number, one warranty, no managing trades yourself.

— FROM ENQUIRY TO ENTRY

# Three steps. No surprises.

# 1

## Send photos and measurements

Email or text us photos of the existing opening and rough measurements (height, width, jamb depth). Plans or sketches if you have them. The Bespoke team works the door spec; Doors Replaced costs the install. No site visit needed yet.

# 2

## Quote within 48 hours

Email proposal with options — standard timber, StormBloc, custom. One locked number per option, including the door (manufactured by Bespoke) and the install (coordinated through our skilled team at Doors Replaced). No surprises later.

# 3

## Site visit, then built and installed

Once you're happy with scope and price, the Doors Replaced team confirms final measurements and details on site. The door is manufactured at the Bespoke Moorabbin workshop; installation is then coordinated through our skilled team at Doors Replaced — 28 days for StormBloc, 6–8 weeks for architectural timber, 8–12 weeks for Pillar & Cirque pivots.

— WHY OUR DOORS HOLD UP

# Three proprietary systems do the heavy lifting.



## StormBloc™

A weather-resistant engineered door designed for Australian conditions. Pre-finished Colorbond steel skins on a moisture-resistant core. No painting, no maintenance, no replacing every few years. The external door rebuilt from the inside out.



## RotGuard™

A perimeter sealing system that wraps the four edges of every StormBloc we build. Stops moisture wicking into endgrain — the failure point that kills most external timber doors within five years. Standard on StormBloc™ only; not used on architectural timber.



## EverFrame™

Internal steel reinforcement built into pattern doors and oversized openings. Stops the door from twisting, dropping, or warping over time. Standard on every Ember, Bone, Pillar, and any door over 2340mm tall by 920mm wide.

— REAL PROJECTS

# Doors built for real homes, real builds, real conditions.



CHAPEL STREET, SOUTH YARRA

## Otto Builders Display Suite

Oversized double pivot doors in American Oak, floor to ceiling on FritsJurgens System M+ pivots. Apartments at Chapel Street prices need an entry that earns its place.



MORNINGTON

## American Oak Lining Board

Full-length American Oak lining boards across a NORTH entry. Premium grain, clean vertical reads, no joins above eye line.



SORRENTO, MORNINGTON PENINSULA

## Australian Chestnut Entry Door

Replaced a dated 1970s sliding door that limited the entrance and killed the façade. Custom 1200 x 2040 Australian Chestnut lining board with EverFrame™ reinforcement and clear sidelights. \$9,500 + GST.



— VISIT THE WORKSHOP

# Come and see what we're building.

Most doors get picked off a screen. Ours are built to be experienced in person. Operate working pivot doors, feel the weight of an oversized entrance, compare timber species side by side, and see how EverFrame™ and StormBloc™ are actually constructed.

Saturdays we're open to the public. No appointment needed. Bring your plans, your builder, your architect — or just come through and have a look.

Photographed at left: Nik & Olivia Kulas, founders.

EXPLORE THE RANGE & PROJECTS ONLINE [BESPOKEDOORS.COM.AU](https://www.bespokedoors.com.au)

WORKSHOP & SHOWROOM

7 Nelson Street  
Moorabbin VIC 3189

PHONE

03 9003 8393

WEBSITE

[bespokedoors.com.au](https://www.bespokedoors.com.au)

SHOWROOM HOURS

Saturday 9 — 3  
Wed-Fri by appointment

EMAIL

[sales@bespokedoors.com.au](mailto:sales@bespokedoors.com.au)



READY WHEN YOU ARE

# Five ways to get this started.

You've seen the range. The next step takes a phone call, an email, or thirty minutes at our Moorabbin showroom. Architects, builders, designers, homeowners — we work with all of them, the same way.

Whichever way you reach out, you'll talk to Nik or Olivia. No call centre, no sales pipeline, no chasing.

#### VISIT THE WORKSHOP

Saturdays 9 — 3  
7 Nelson St Moorabbin  
No appointment needed

#### SEND A BRIEF

sales@bespokedoors.com.au  
Plans, sketches, photos — all welcome  
Reply within 1 business day

#### EXPLORE ONLINE

bespokedoors.com.au  
Full range, real projects, FAQ  
Updated weekly

#### BOOK AN APPOINTMENT

Wed-Fri by appointment  
Phone or email to schedule  
Morning slots usually free

#### CALL DIRECTLY

03 9003 8393  
Nik or Olivia answers  
Mon-Fri 8am-5pm


— WHO WE WORK WITH

# The companies behind our doors.

## BELLEVUE

### Bellevue Architectural

Principal FritsJurgens distributor in Australia. Our direct partnership gives us access to the full pivot system range and specialist technical support.



### FritsJurgens

Precision pivot hardware from the Netherlands. Used exclusively across every pivot door we build.



### Porta Timber

Australian timber supplier. Our Cirque and Isthmus pivot doors are built from their lining board profiles — the first in Australia to adapt these products into full-scale entrance doors.



### City Timber

Specialist timber supplier. Our Pillar pivot door is built from Thermory Ignite 5 Spruce, sourced exclusively through City Timber.

## Colorbond®

### Colorbond®


Pre-finished steel skins across the full StormBloc™ range. 23 standard colours, Australian-manufactured.

## ZANDA

ARCHITECTURAL HARDWARE

### Zanda Architectural Hardware

Australian door hardware supplier. Handles, locks, and architectural hardware across the Bespoke Doors range.



# BESPOKE DOORS

*Made in Moorabbin.*

---

7 NELSON STREET  
MOORABBIN VIC 3189  
MELBOURNE, AUSTRALIA  
BESPOKEDOORS.COM.AU  
VOLUME XXIII · 2026